

CornerSwing



Be bold and take the swing



The module in action:







The CornerSwing offers two thrilling challenges for adventurers looking to swing across the water. On the inner side of the module, guests can leap over the water, while the outer side provides an adrenaline-pumping experience with climbing and swinging around the module's corner. Visitors can also swing into the water for a refreshing splash. It's an invitation for everyone to explore new paths and push their limits.

Your benefits:


As the tallest module in the entire Wibit range, the Corner Swing steals the spotlight and boosts your location's appeal. With its varying difficulty levels, it caters to a wide audience and enhances park engagement through its versatility.

Features:




 item no.	 min. water depth	 dimensions l x w x h	 user capacity	 inflation time	 includes
30191	6'9" 2,05 m	18'1" x 18'1" x 14'9" 5,5 m x 5,5 m x 4,5 m	10	24 min*	1 x safety flap 2 x connector strap 4 x bungee 2,2 m incl. shackles 4 x anchor rope

✔ Climbing, swinging, jumping



✔ Varied difficulty levels



✔ Impressive height



* Estimated (depends on manpower and location)

● Image similar. Subject to change.